



APRESENTAÇÃO DOS RESULTADOS 3T24



Driving efficiency and sustainability



EXONERAÇÃO DE RESPONSABILIDADE

Este é um documento de apoio para a teleconferência de resultados da WEG S.A. Quaisquer previsões contidas neste documento ou eventuais declarações que possam ser feitas durante a teleconferência acerca de eventos futuros, à perspectiva dos negócios, às projeções e metas operacionais e financeiras e ao potencial de crescimento futuro da WEG constituem-se em meras crenças e expectativas da administração da WEG, baseadas nas informações atualmente disponíveis.

Estas declarações envolvem riscos e incertezas e, portanto, dependem de circunstâncias que podem ou não ocorrer. Investidores devem compreender que condições econômicas gerais, da indústria e outros fatores operacionais podem afetar o desempenho futuro da WEG e conduzir a resultados que diferem, materialmente, daqueles expressos em tais considerações futuras.


Destaque do 3T24



R\$ 9,9 bi

Receita Operacional Líquida


+22,1%
vs. 3T23



R\$ 2,2 bi

EBITDA
Margem EBITDA 22,6%

+27,9%
vs. 3T23



37,1%

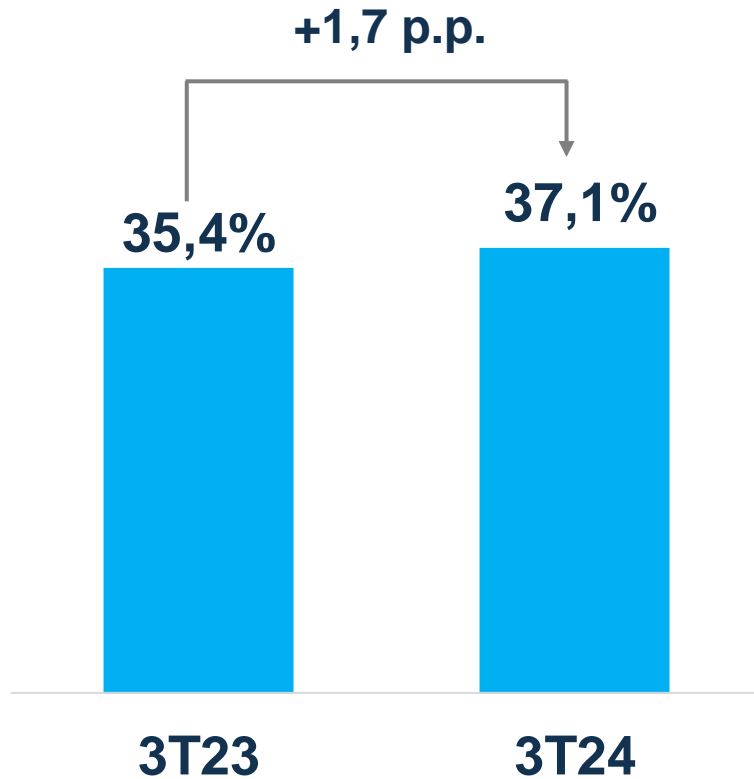
ROIC

+1,7 p.p.
vs. 3T23

Retorno sobre o Capital Investido



ROIC



Lucro Operacional
após impostos*

+19,8%

vs. 3T23



Capital Investido

+14,2%

vs. 3T23

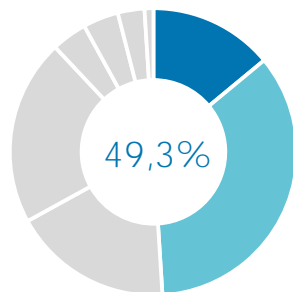
*Resultado acumulado dos últimos 12 meses

Desempenho das Áreas de Negócios no 3T24

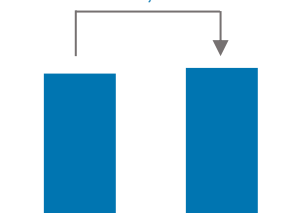


% sobre o total da ROL

Equipamentos Eletroeletrônicos Industriais

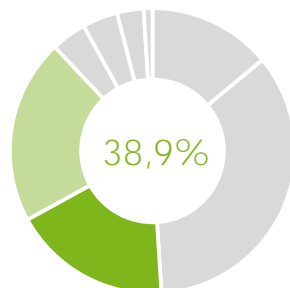


+3,9%

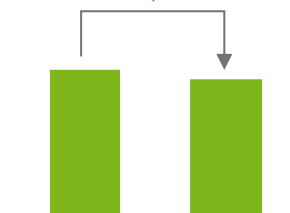


3T23 3T24

Geração, Transmissão e Distribuição de Energia (GTD)

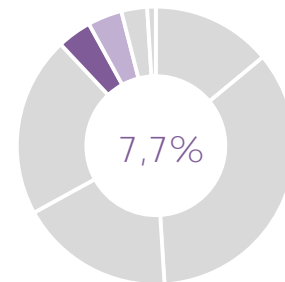


-6,0%

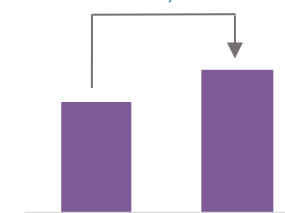


3T23 3T24

Motores Comerciais e Appliance

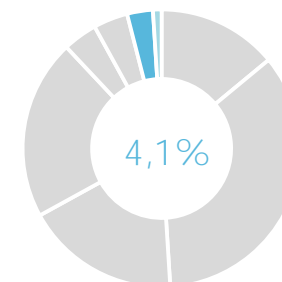


+29,0%

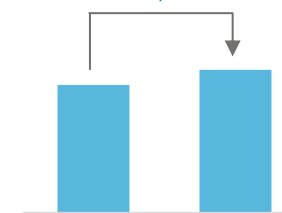


3T23 3T24

Tintas e Vernizes



+12,9%

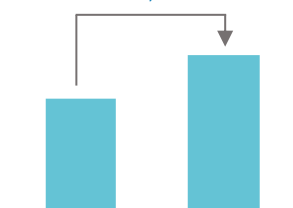


3T23 3T24

Mercado Interno

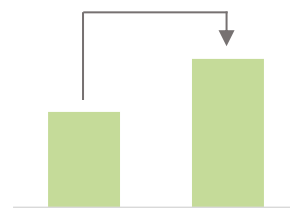
Mercado Externo

+40,2%



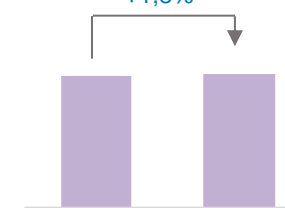
3T23 3T24

+54,9%



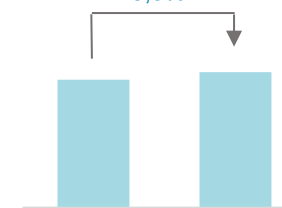
3T23 3T24

+1,8%



3T23 3T24

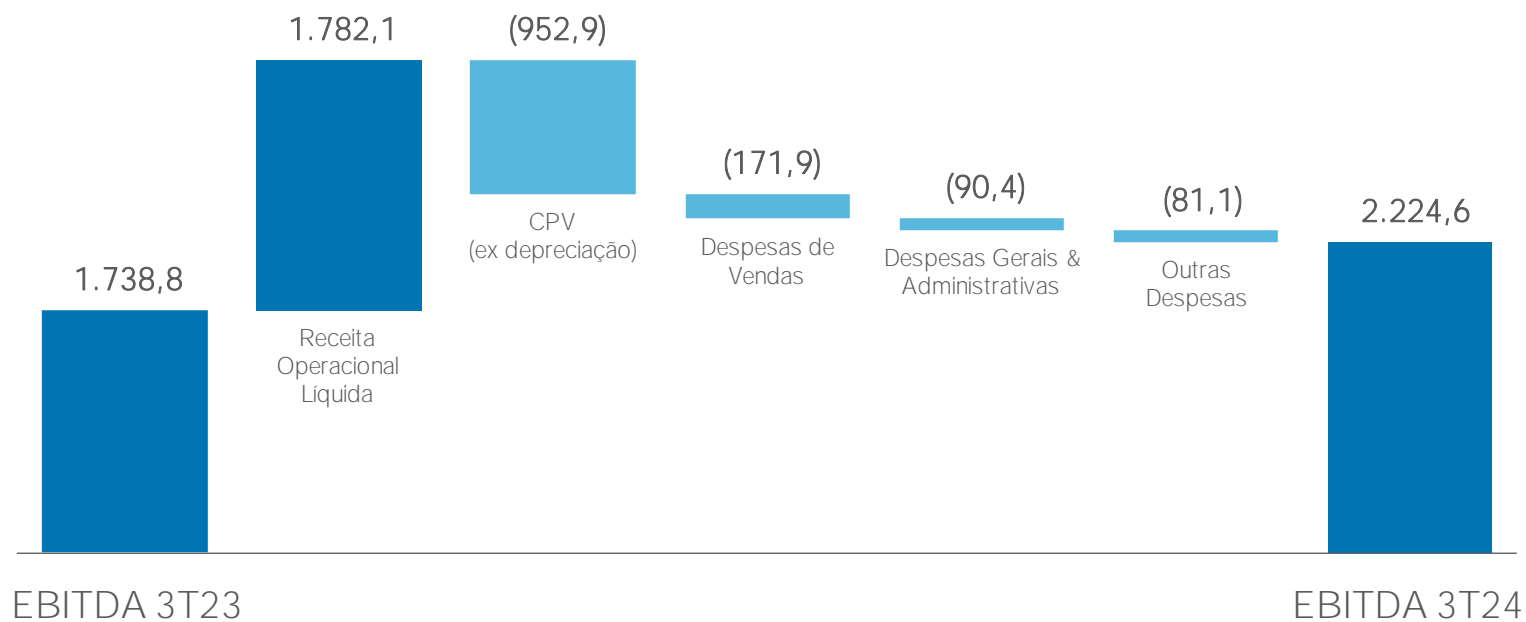
+5,3%



3T23 3T24

EBITDA

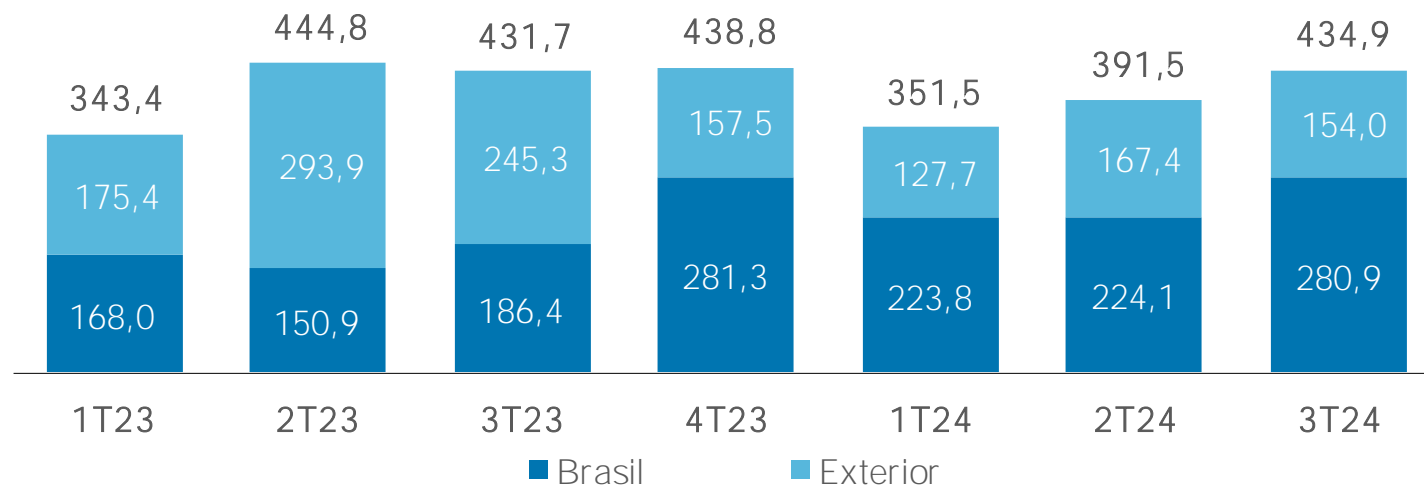
Em R\$ milhões



Investimentos (CAPEX)



Em R\$ milhões



Santo Tirso, Portugal


REALIZAÇÕES RECENTES



Aquisição da Volt Electric Motors, fabricante turco de motores elétricos industriais e comerciais



Investimento em expansão da capacidade produtiva e verticalização no Brasil e no México



Investimentos para expansão da capacidade produtiva de transformadores no Brasil

PERSPECTIVAS



Melhora da dinâmica de produtos de ciclo curto e boa carteira de pedidos de solar e T&D



Dinâmica operacional positiva com margens e retornos saudáveis



Integração dos novos negócios, fortalecendo as sinergias com as demais operações

Contatos – Relações com Investidores




André Meneguete Salgueiro
Diretor de Finanças e
Relações com Investidores



Felipe Scopel Hoffmann
Gerente de Relações
com Investidores





 +55 47 3276 6106

 ri@weg.net

 twitter.com/weg_ir

Para mais informações, acesse nossa central de resultados:
ri.weg.net/informacoes-financeiras/central-de-resultados

RESULTS PRESENTATION 3Q24




Driving efficiency and sustainability




DISCLAIMER

This is a support document for the WEG S.A. conference call. Any forecasts contained in this document or statements that may eventually be made during this conference call relating to WEG's business perspectives, projections and operating and financial goals and to WEG's potential future growth are management beliefs and expectations, as well as information that is currently available.

These statements involve risks, uncertainties and the use of assumptions, as they relate to future events and, as such, depend on circumstances that may or may not be present. Investors should understand that the general economic conditions, conditions in the industry and other operating factors may affect WEG's future performance and lead to results that may differ materially from those expressed in such future considerations.




3Q24 Highlights



R\$ 9.9 bi

Net Operating Revenue


+22.1%
vs. **3Q23**



R\$ 2.2 bi

EBITDA
EBITDA margin 22.6%

+27.9%
vs. **3Q23**



37.1%

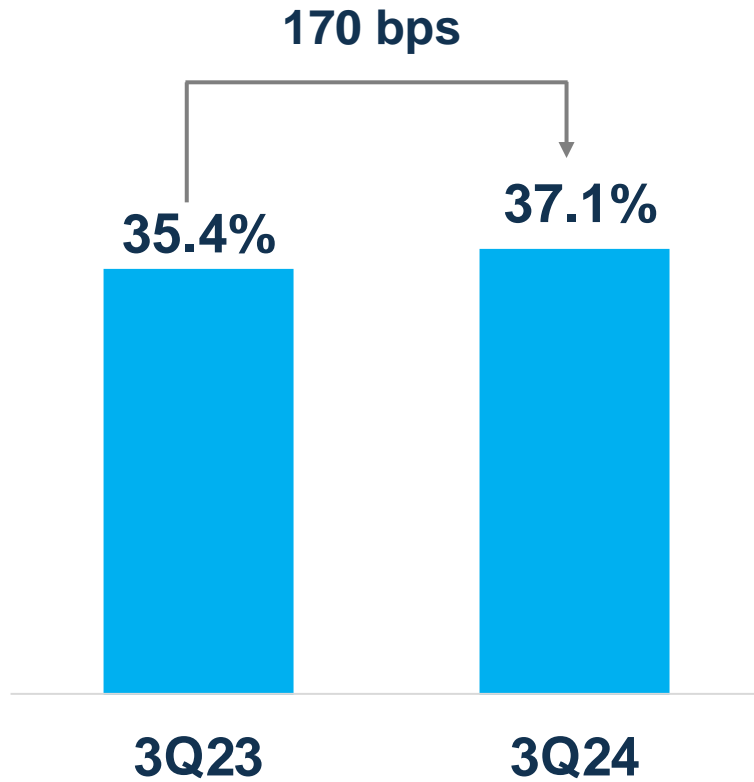
ROIC

170 bps
vs. **3Q23**

Return on Invested Capital



ROIC



Net Operating Profit
After Taxes*

+19.8%

vs. 3Q23



Invested Capital

+14.2%

vs. 3Q23

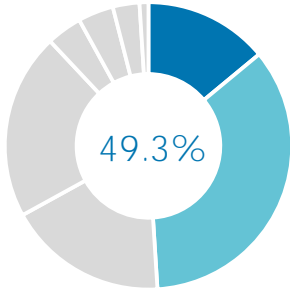
*Accumulated in the last 12 months

3Q24 Business Area Performance

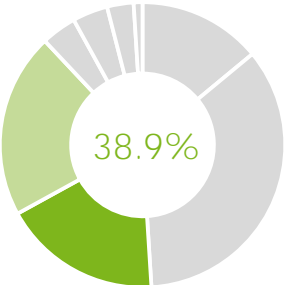


% of total NOR

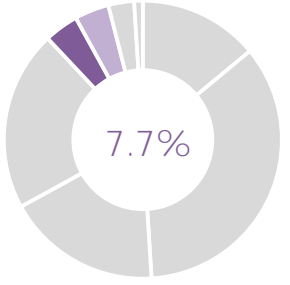
Industrial Electro-Electronic Equipment



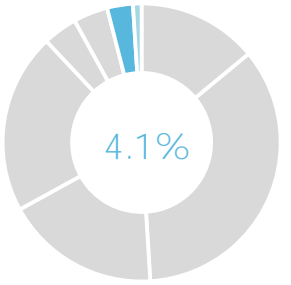
Energy Generation, Transmission, and Distribution (GTD)



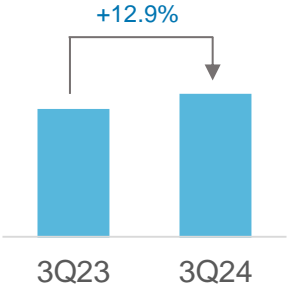
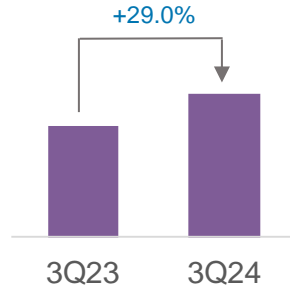
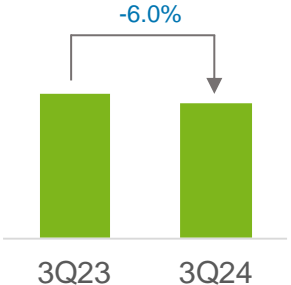
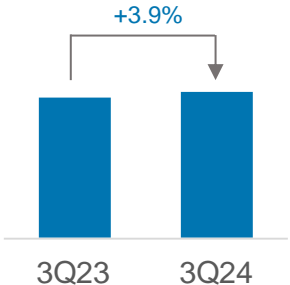
Commercial and Appliance Motors



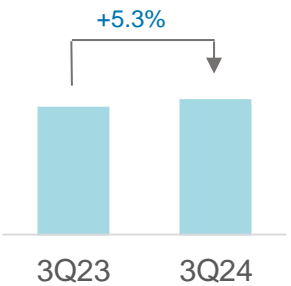
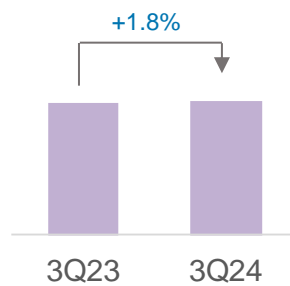
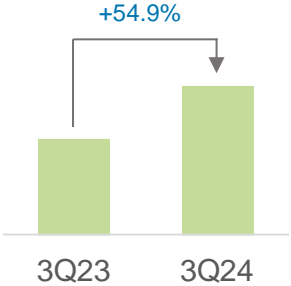
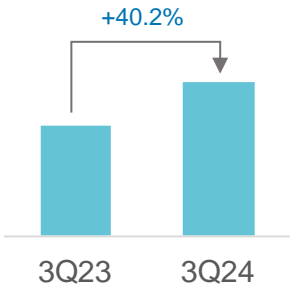
Paints and Varnishes



Domestic Market

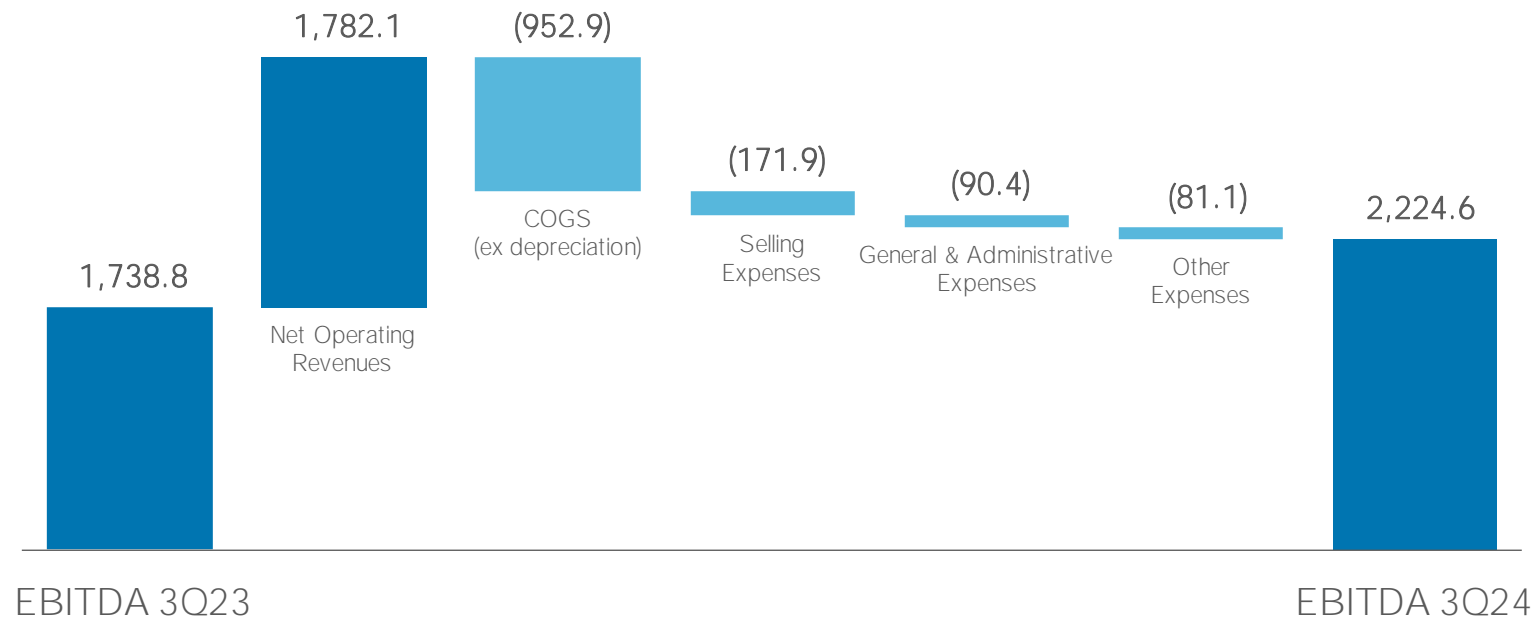


External Market



EBITDA

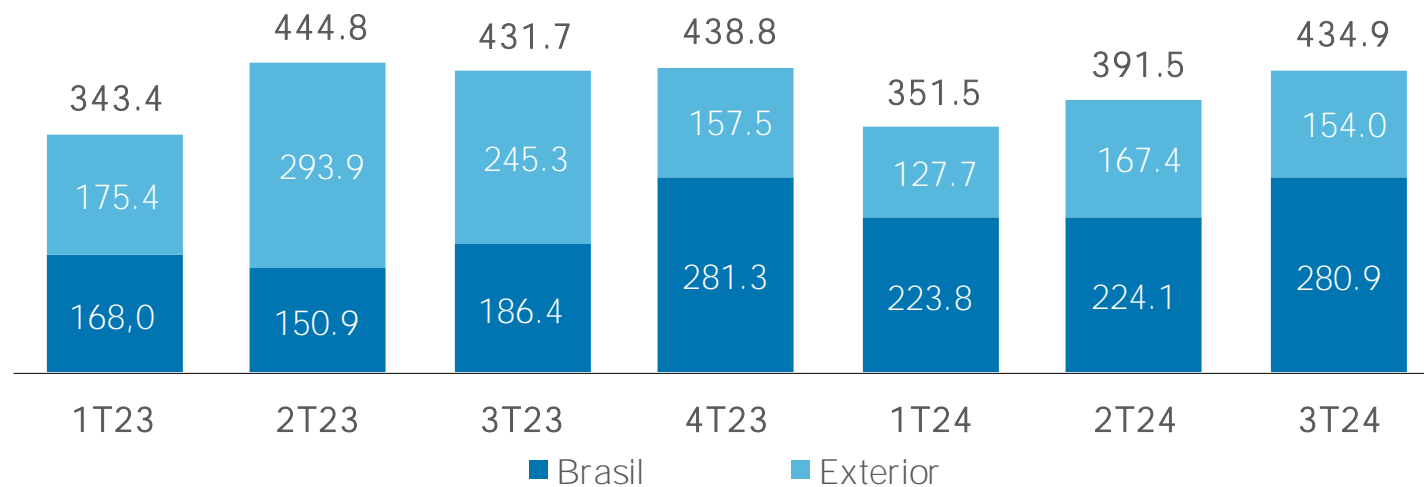
In R\$ million



Investments (CAPEX)



In R\$ million




Santo Tirso, Portugal


RECENT ACHIEVEMENTS



Acquired Volt Electric Motors, a Turkish manufacturer of industrial and commercial electric motors



Investment in expanding production capacity and vertical integration in Brazil and Mexico



Investments to increase transformer production capacity in Brazil

OUTLOOK



Improving short-cycle goods dynamics and good order backlog in solar generation and T&D



Healthy operating margin dynamics and positive returns



Integration of new businesses, strengthening synergies with the other operations

Contacts – Investor Relations




André Meneguete Salgueiro
Finance Director and
Investor Relations Officer



Felipe Scopel Hoffmann
Investor Relations Manager



 +55 47 3276 6106

 ri@weg.net

 twitter.com/weg_ir

For more information, visit our results center:
<https://ri.weg.net/en/financial-information/results-center>