



APRESENTAÇÃO DOS RESULTADOS 2T24



Driving efficiency and sustainability




EXONERAÇÃO DE RESPONSABILIDADE

Este é um documento de apoio para a teleconferência de resultados da WEG S.A. Quaisquer previsões contidas neste documento ou eventuais declarações que possam ser feitas durante a teleconferência acerca de eventos futuros, à perspectiva dos negócios, às projeções e metas operacionais e financeiras e ao potencial de crescimento futuro da WEG constituem-se em meras crenças e expectativas da administração da WEG, baseadas nas informações atualmente disponíveis.

Estas declarações envolvem riscos e incertezas e, portanto, dependem de circunstâncias que podem ou não ocorrer. Investidores devem compreender que condições econômicas gerais, da indústria e outros fatores operacionais podem afetar o desempenho futuro da WEG e conduzir a resultados que diferem, materialmente, daqueles expressos em tais considerações futuras.

Destaque do 2T24



R\$ 9,3 bi

Receita Líquida

+13,5%
vs. 2T23

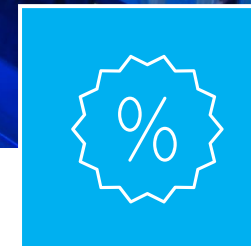


R\$ 2,1 bi

EBITDA

Margem EBITDA 22,9%

+15,7%
vs. 2T23



37,4%

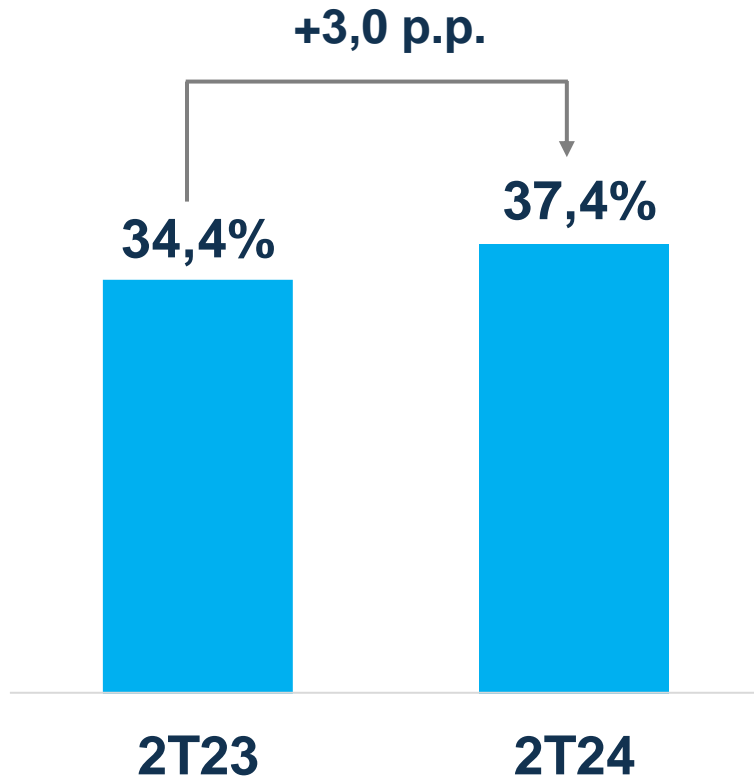
ROIC

+3,0 p.p.
vs. 2T23

Retorno sobre o Capital Investido



ROIC



Lucro Operacional
após impostos*

+17,8%

vs. 2T23



Capital Investido

+8,3%

vs. 2T23

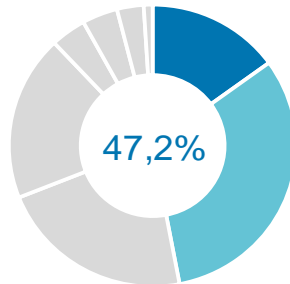
*Resultado acumulado dos últimos 12 meses

Desempenho das Áreas de Negócios no 2T24

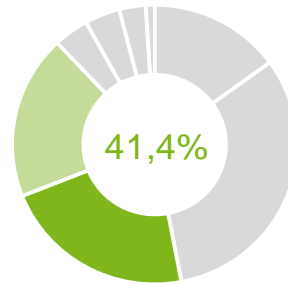


% sobre o total da ROL

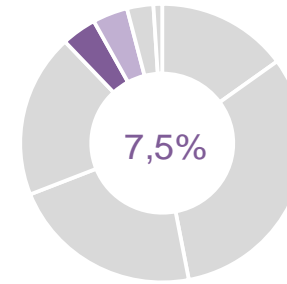
Equipamentos Eletroeletrônicos Industriais



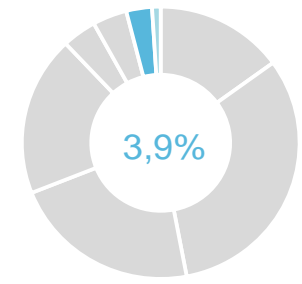
Geração, Transmissão e Distribuição de Energia (GTD)



Motores Comerciais e Appliance

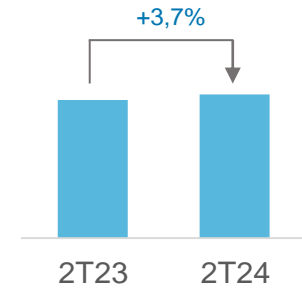
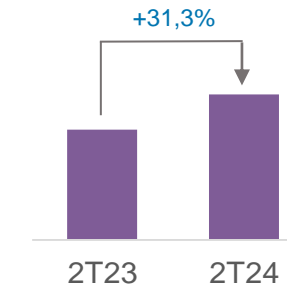
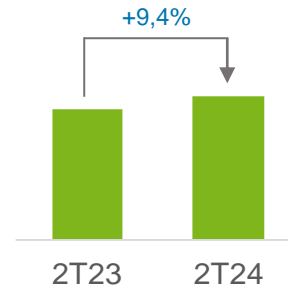
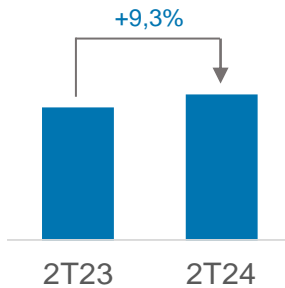


Tintas e Vernizes

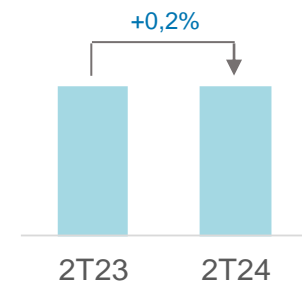
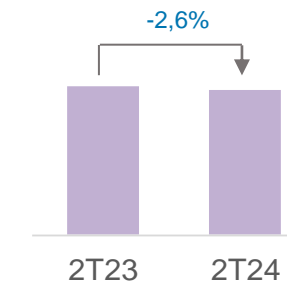
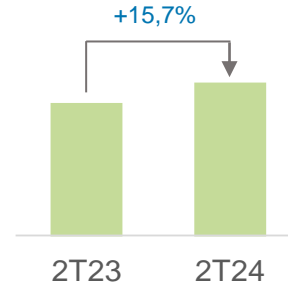
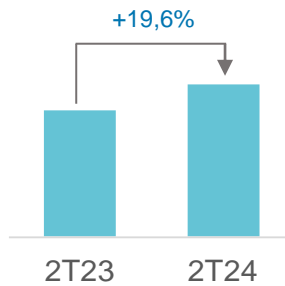


Receita Líquida

Mercado Interno

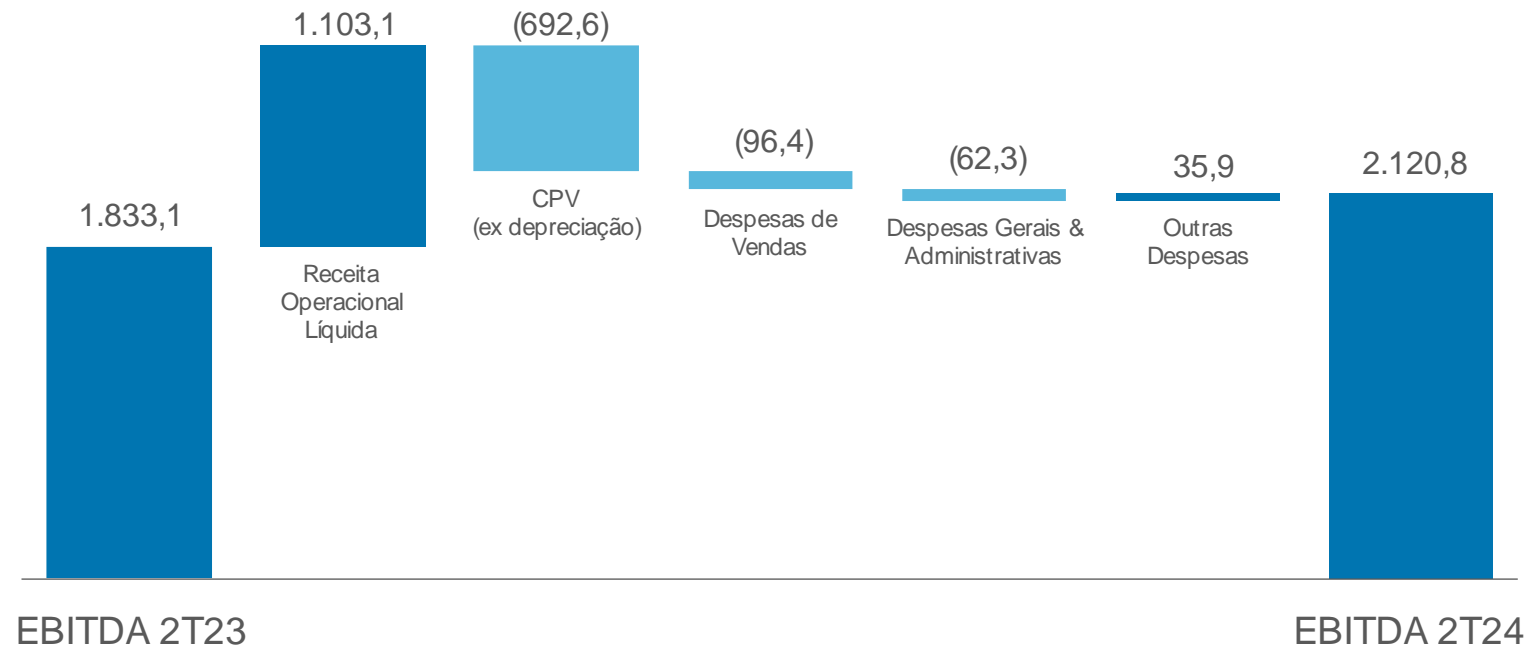


Mercado Externo



EBITDA

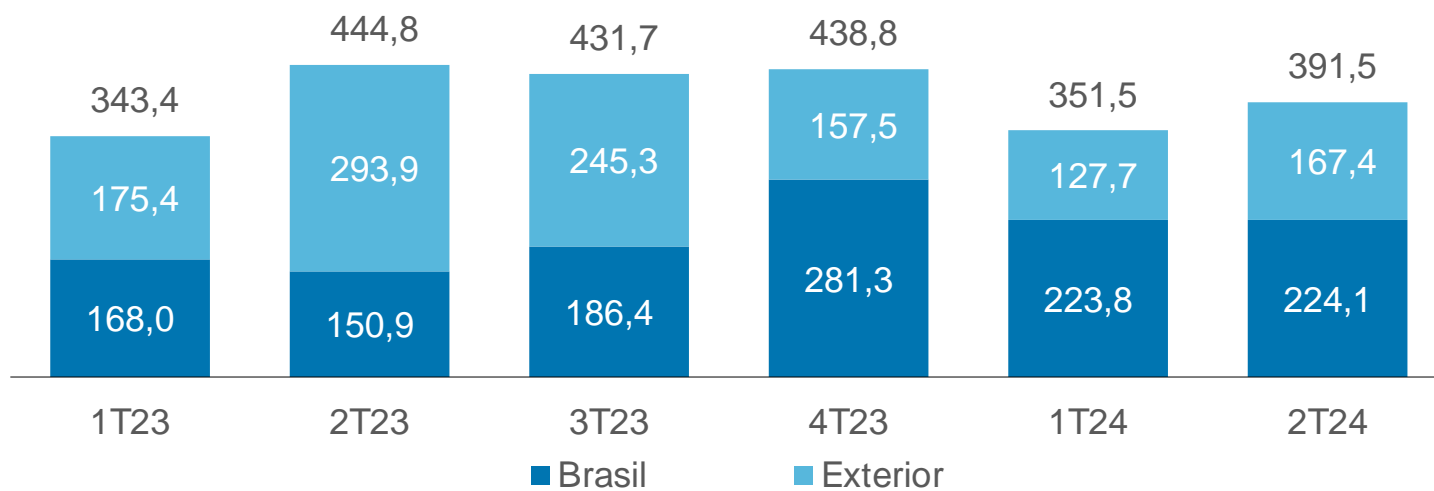
Em R\$ milhões



Investimentos (CAPEX)



Em R\$ milhões



Guaramirim, Brasil

REALIZAÇÕES RECENTES



Conclusão da aquisição dos negócios de motores industriais e geradores das marcas Marathon, Cemp e Rotor

PERSPECTIVAS



Dinâmica de margens operacionais saudáveis e retornos positivos



Demanda continua positiva, com retomada gradual da atividade industrial para os equipamentos de ciclo curto



Integração dos novos negócios, fortalecendo as sinergias com as demais operações

Contatos – Relações com Investidores




André Meneguete Salgueiro
Diretor de Finanças e
Relações com Investidores



Felipe Scopel Hoffmann
Gerente de Relações
com Investidores





 +55 47 3276 6106

 ri@weg.net

 twitter.com/weg_ir

Para mais informações, acesse nossa central de resultados:
ri.weg.net/informacoes-financeiras/central-de-resultados

RESULTS PRESENTATION 2Q24



Driving efficiency and sustainability




DISCLAIMER

This is a support document for the WEG S.A. conference call. Any forecasts contained in this document or statements that may eventually be made during this conference call relating to WEG's business perspectives, projections and operating and financial goals and to WEG's potential future growth are management beliefs and expectations, as well as information that is currently available.

These statements involve risks, uncertainties and the use of assumptions, as they relate to future events and, as such, depend on circumstances that may or may not be present. Investors should understand that the general economic conditions, conditions in the industry and other operating factors may affect WEG's future performance and lead to results that may differ materially from those expressed in such future considerations.

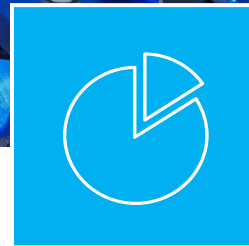
2Q24 Highlights



R\$ 9.3 bi

Net Revenue

+13.5%
vs. 2Q23



R\$ 2.1 bi

EBITDA
EBITDA margin 22.9%

+15.7%
vs. 2Q23



37.4%

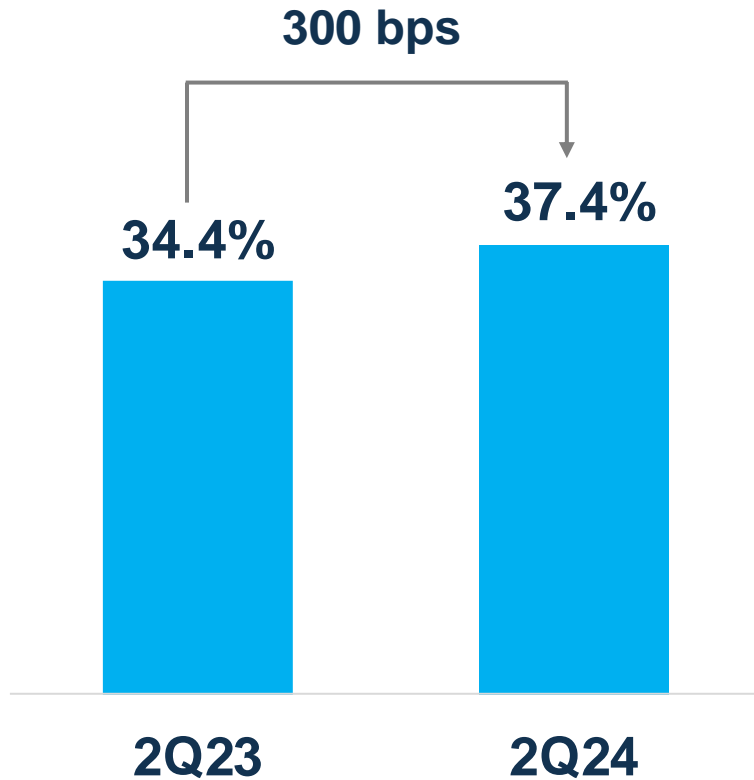
ROIC

300 bps
vs. 2Q23

Return on Invested Capital



ROIC



Net Operating Profit
After Taxes*

+17.8%

vs. 2Q23



Invested Capital

+8.3%

vs. 2Q23

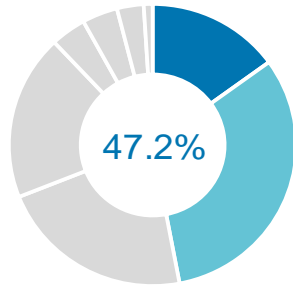
*Accumulated in the last 12 months

2Q24 Business Area Performance

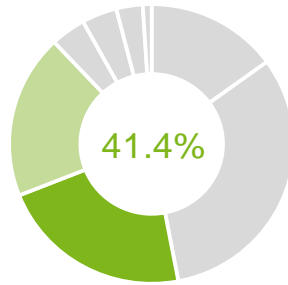


% of total NOR

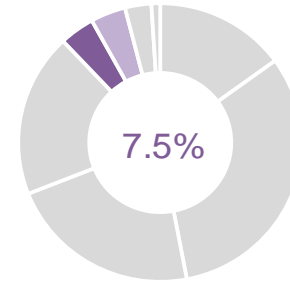
Industrial Electro-Electronic Equipment



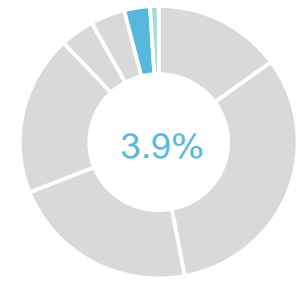
Energy Generation, Transmission, and Distribution (GTD)



Commercial and Appliance Motors

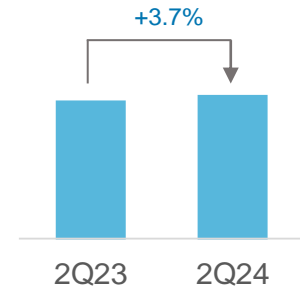
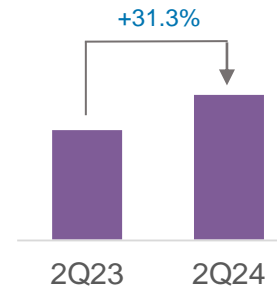
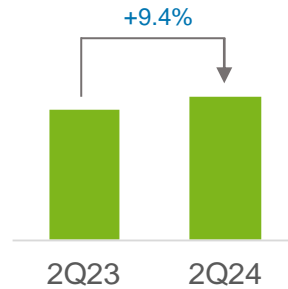
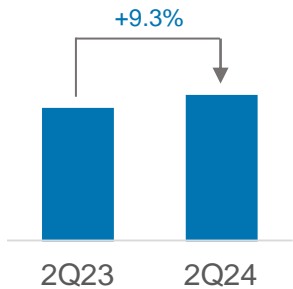


Paints and Varnishes

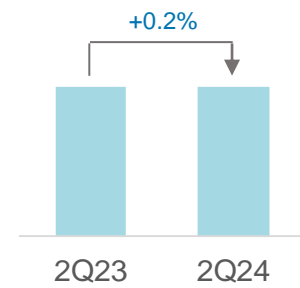
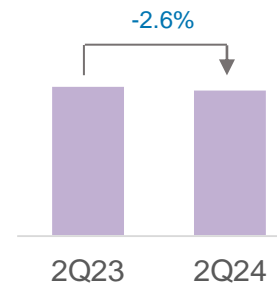
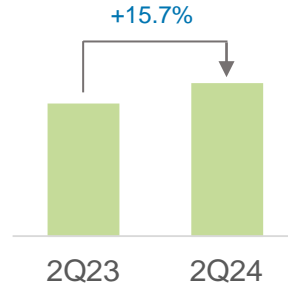
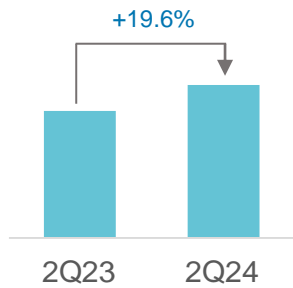


Net Revenue

Domestic Market

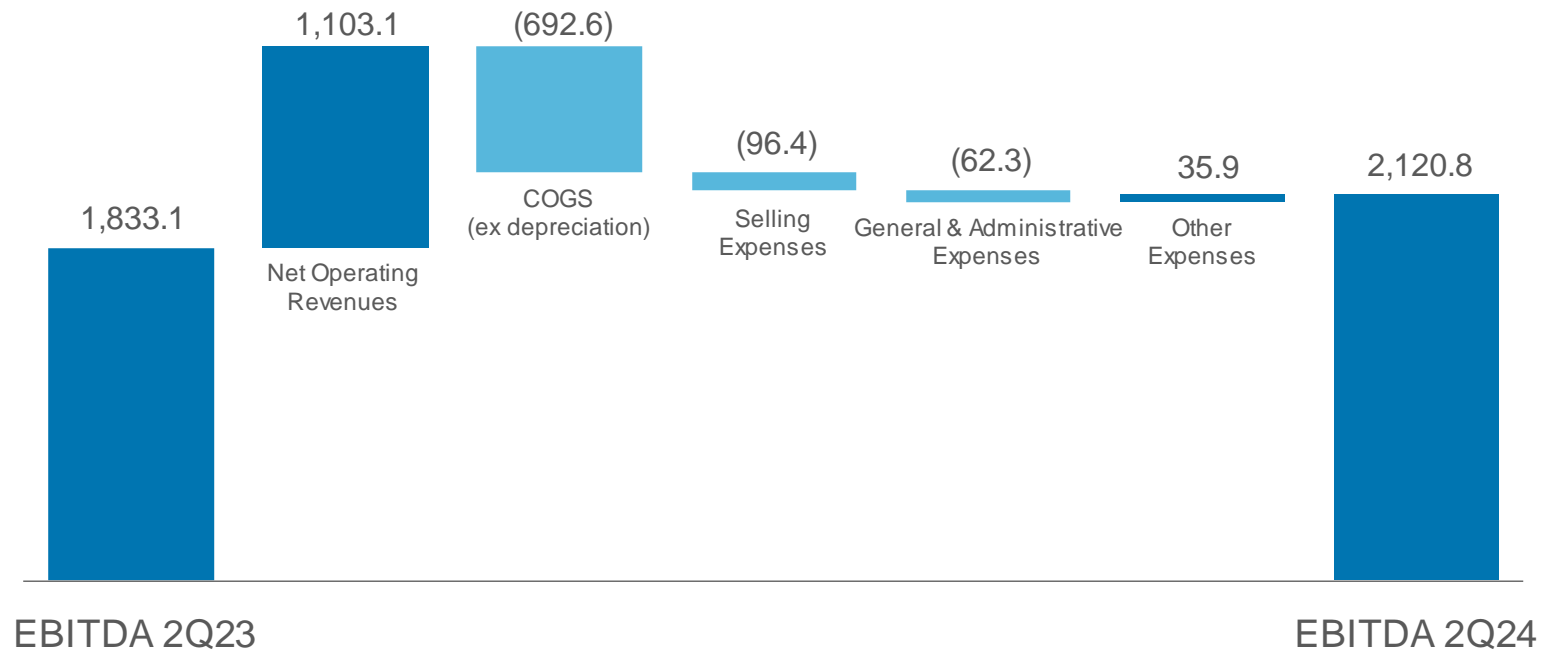


External Market



EBITDA

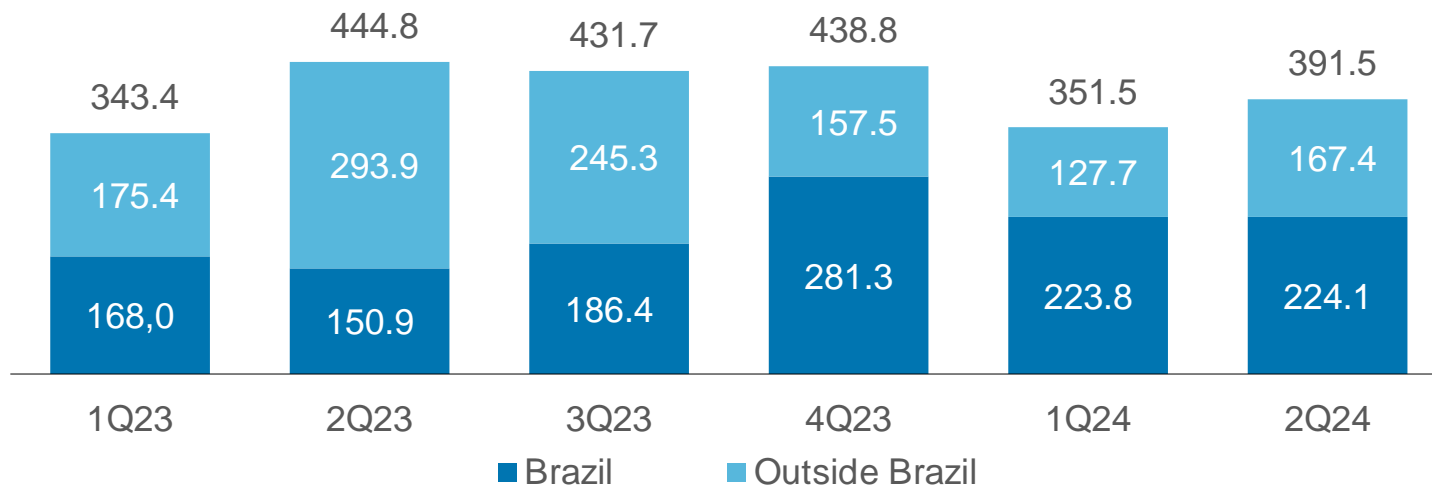
In R\$ million



Investments (CAPEX)



In R\$ million



Guaramirim, Brazil

RECENT ACHIEVEMENTS



Closing the acquisition of the industrial motors and generators businesses from Marathon, Cemp and Rotor brands

OUTLOOK



Healthy operating margin dynamics and positive returns



Demand remains positive, with a gradual recover of industrial activity for short-cycle goods



Integration of new businesses, strengthening synergies with the other operations

Contacts – Investor Relations




André Meneguete Salgueiro
Finance Director and
Investor Relations Officer



Felipe Scopel Hoffmann
Investor Relations Manager



 +55 47 3276 6106

 ri@weg.net

 twitter.com/weg_ir

For more information, visit our results center:
<https://ri.weg.net/en/financial-information/results-center>