

RESULTADOS 2T24

ri.unifique.com.br

unifique

Destaques 2T24



Pagamento de Juros sobre Capital Próprio de **R\$ 25 milhões** em junho de 2024



Pagamento de dividendos de **R\$ 30 milhões** em junho de 2024



Aumento do Lucro Líquido no 2T24 de **37,5%** vs 2T23

FIQE3
B3 LISTED NM



R\$ 315,5 milhões

Receita Bruta

+17,2%

2T23 vs 2T24

R\$ 41,1 milhões

Resultado Líquido do Período

+37,5%

2T23 vs 2T24

R\$ 122,0 milhões

EBITDA Recorrente

+17,8%

2T23 vs 2T24

1,55%

Churn de acesso

-0,45 p.p

2T23 vs 2T24

Outros eventos

3ª emissão de debênture de 300 milhões. Taxa IPCA + 6,5%, vencimento em 2031.

Reafirmação de Rating

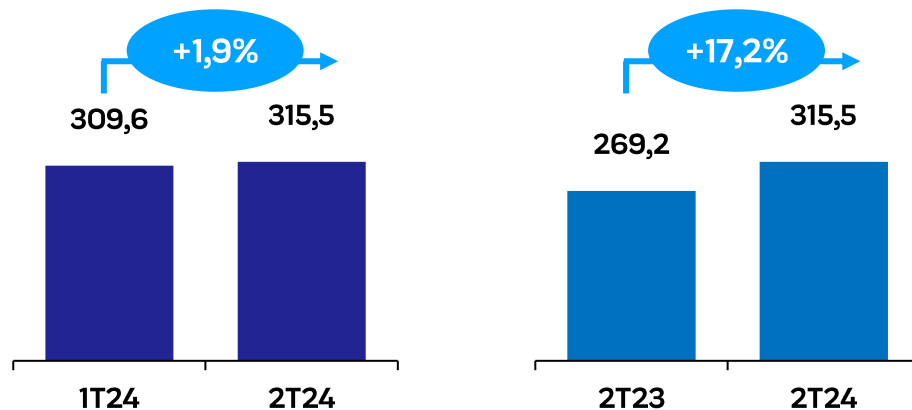
“brAA-” Perspectiva Estável

S&P Global

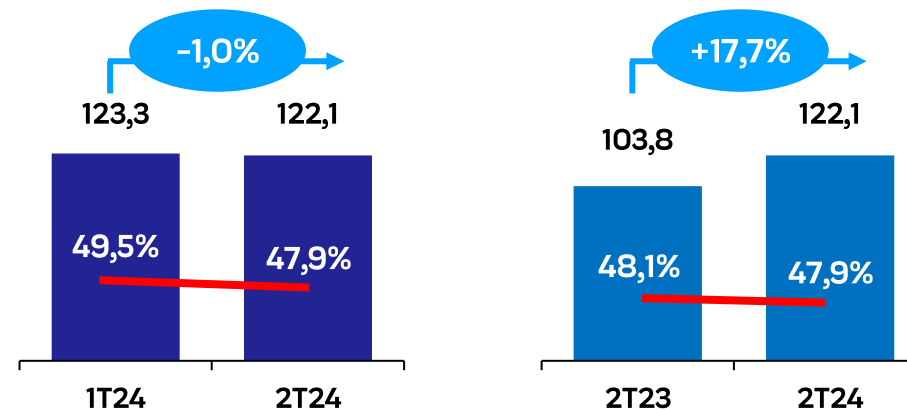
unifiqu

Desempenho Econômico - Financeiro

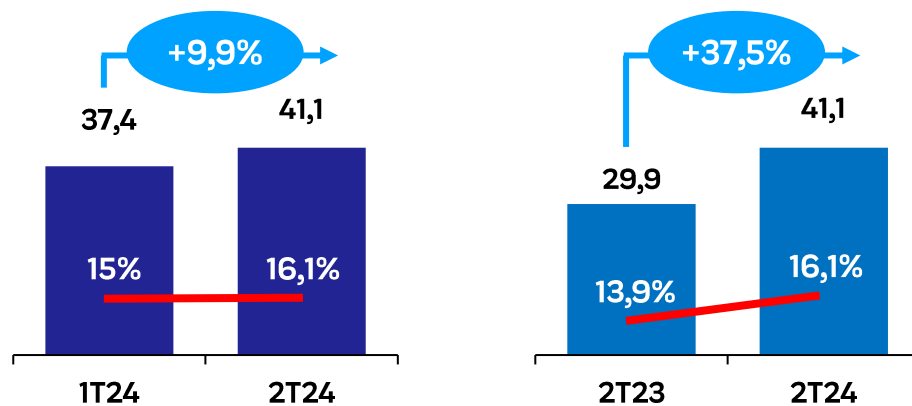
Receita Bruta (RS MM)



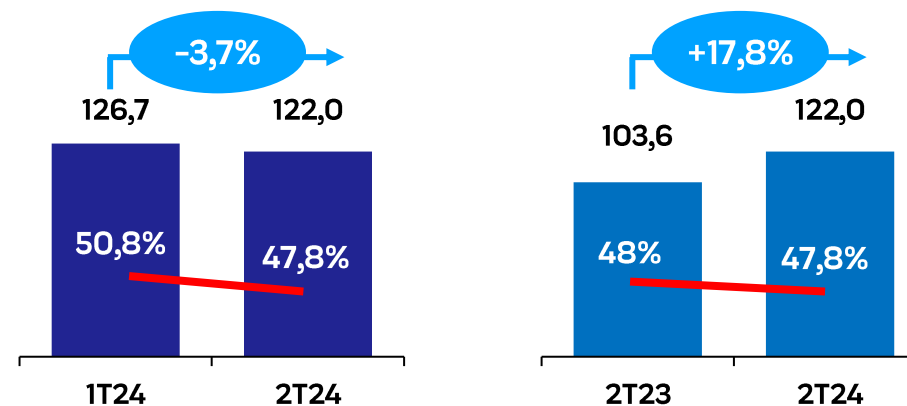
EBITDA e Margem (RS MM)



Lucro Líquido e Margem (R\$ MM)

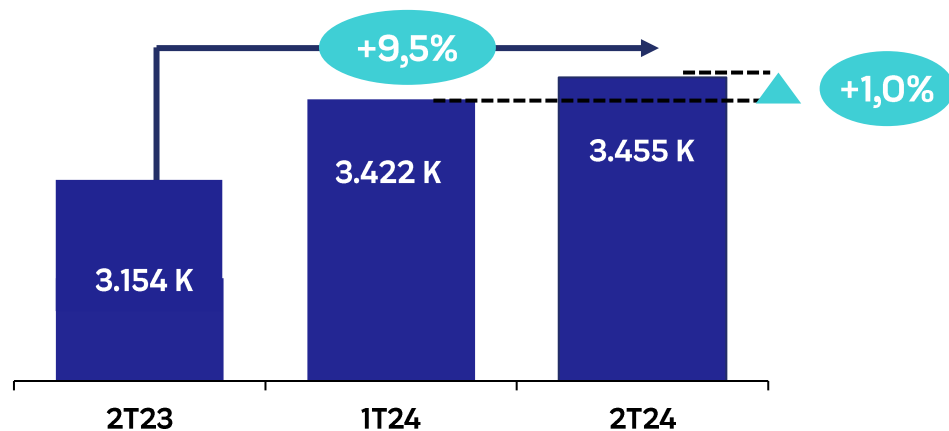


EBITDA Recorrente e Margem (R\$ MM)

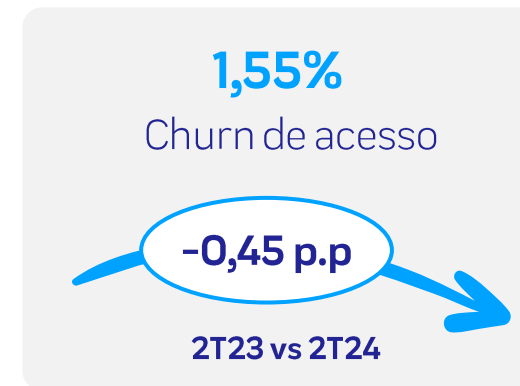
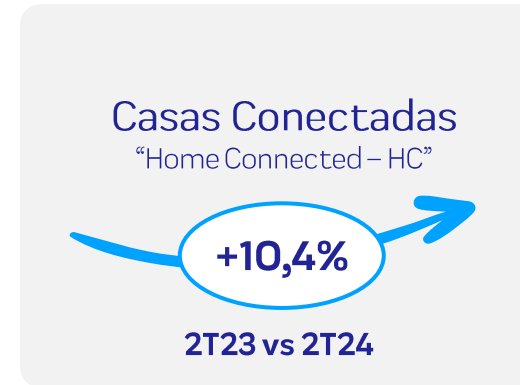
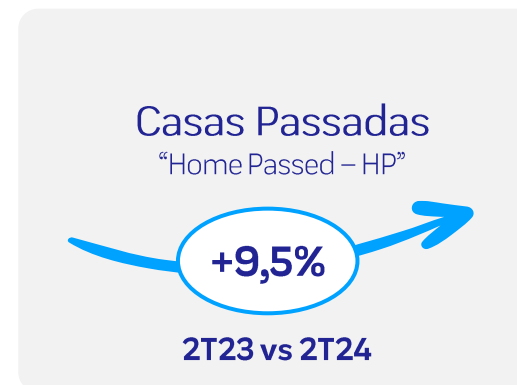
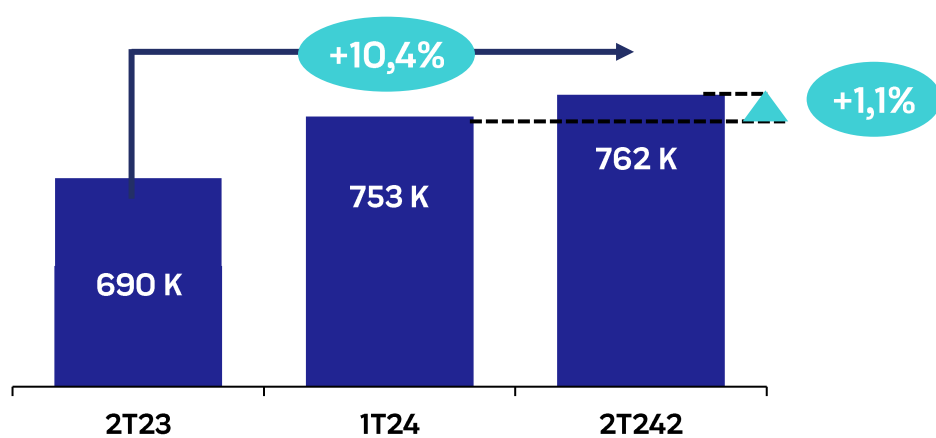


Desempenho Operacional

Home Passed



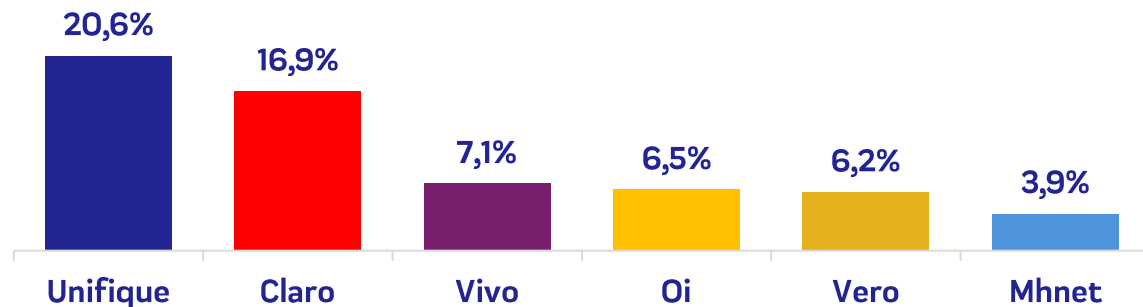
Home Connected



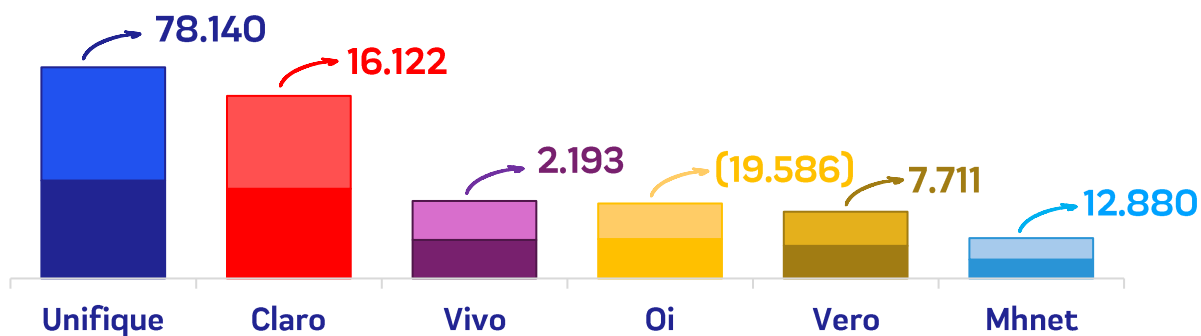
Market Share

Santa Catarina

Banda Larga Fixa Jun/2024

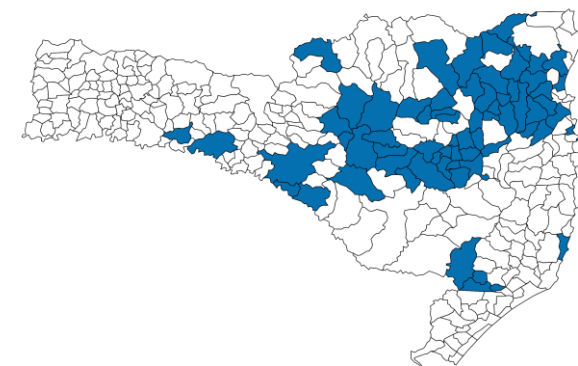


Adições Líquidas - Banda Larga Jun/2023-Jun/2024

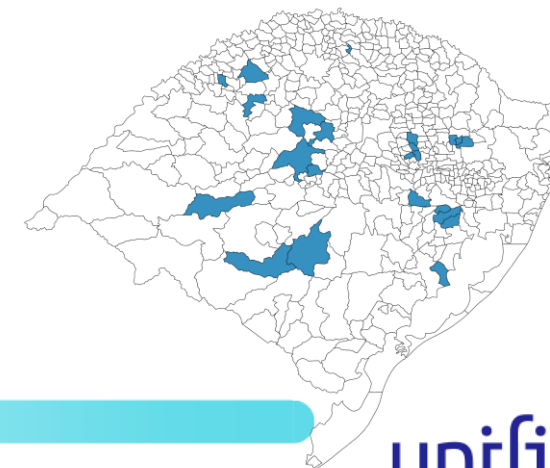


Cidades Líderes

Santa Catarina líder em 66 cidades em 2T24



Rio Grande do Sul líder em 31 cidades em 2T24



Endividamento

R\$ milhões

Endividamento Gerencial	1T24	2T24	Var.%
Empréstimos e Financiamentos	300,3	572,2	90,6%
Circulante	110,7	110,1	(0,5%)
Não Circulante	189,6	462,1	143,8%
Participações Societárias a pagar	251,4	223,8	(11,0%)
Circulante	88,2	158,6	79,7%
Não Circulante	163,2	65,3	(60,0%)
Passivo de Arrendamento - Rede	89,9	85,1	(5,3%)
Circulante	20,9	21,5	2,7%
Não Circulante	68,9	63,6	(7,8%)
(+) Endividamento Total	641,6	881,1	37,3%
Curto Prazo	219,9	290,2	32,0%
Longo Prazo	421,7	590,9	40,1%
(-) Caixa e Equivalentes de Caixa	320,3	541,4	69,0%
(-) Ações em Tesouraria¹	33,3	30,2	-
(=) Dívida Líquida Gerencial	288,0	309,6	7,5%

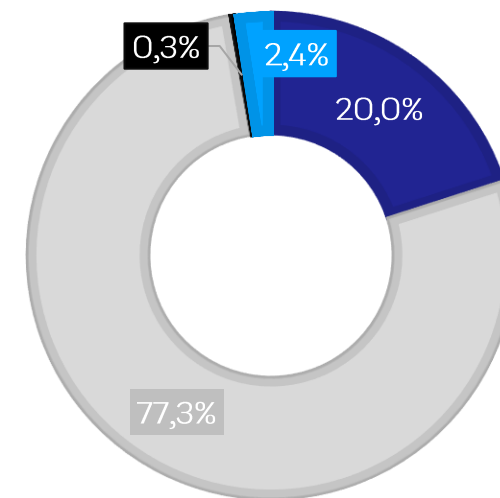
(1) Valor de Mercado

R\$ milhões

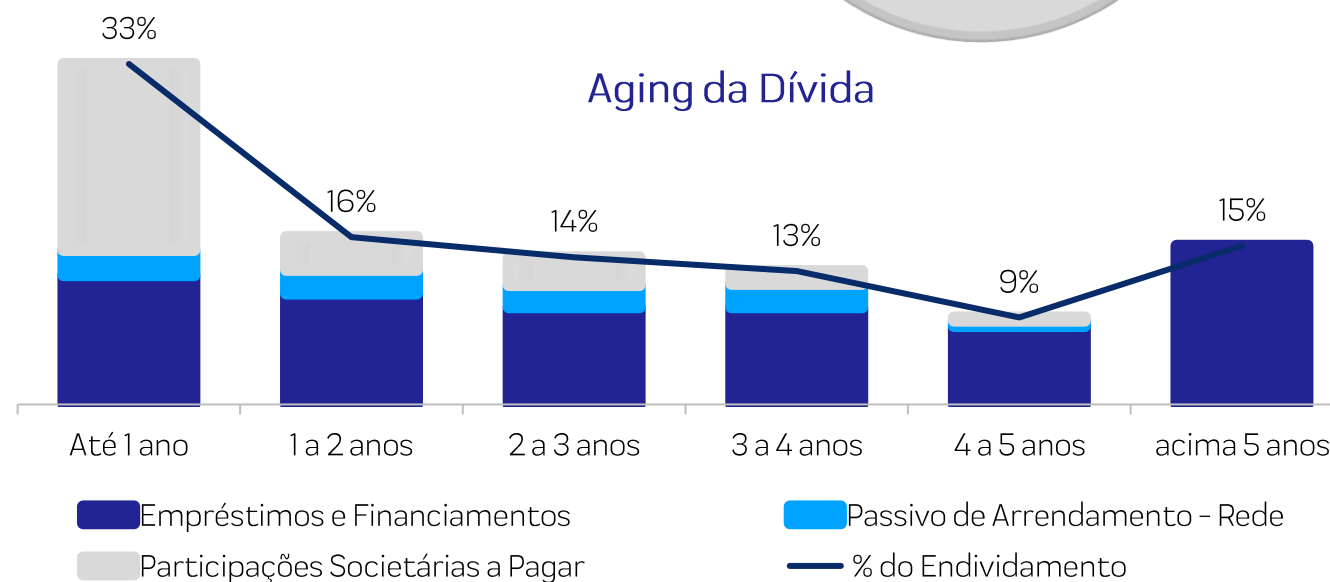
Alavancagem Financeira	1T24	2T24	Var.%
Dívida Líquida Gerencial	288,0	309,6	7,5%
EBITDA Recorrente Trim. Anualizado	506,8	488,0	(3,7%)
Dív.Líquida / EBITDA Trim. Anual.	0,57	0,63	+0,07 p.p

Perfil da Dívida

■ CDI ■ IPCA ■ Pré-Fixada ■ TJLP



Aging da Dívida



unifiquê

Cobertura de Rede Móvel 5G com Infraestrutura Própria

6 cidades com cobertura em SC e RS

Garuva, Guabiruba, Timbó, Tijucas, São João de Itaperiú e Taquari

R\$ 1,1 milhões

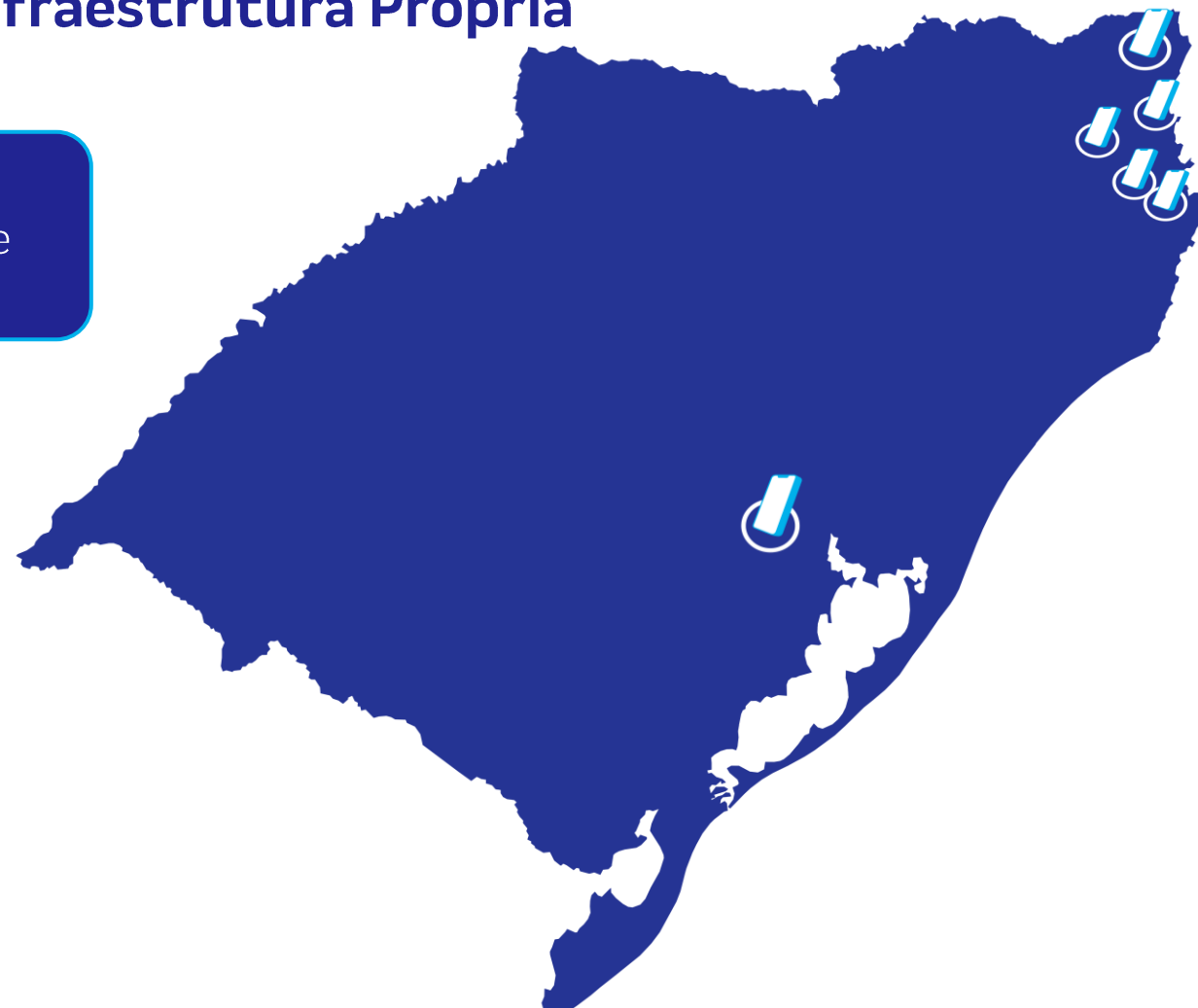
Receita Bruta Telefonia Móvel

31.642

Acessos

+149,4%

1T24 vs 2T24



unifiquê

Chuvas Rio Grande do Sul

Clientes desconectados:


- 35.000 no auge das enchentes

Infraestrutura prejudicada:

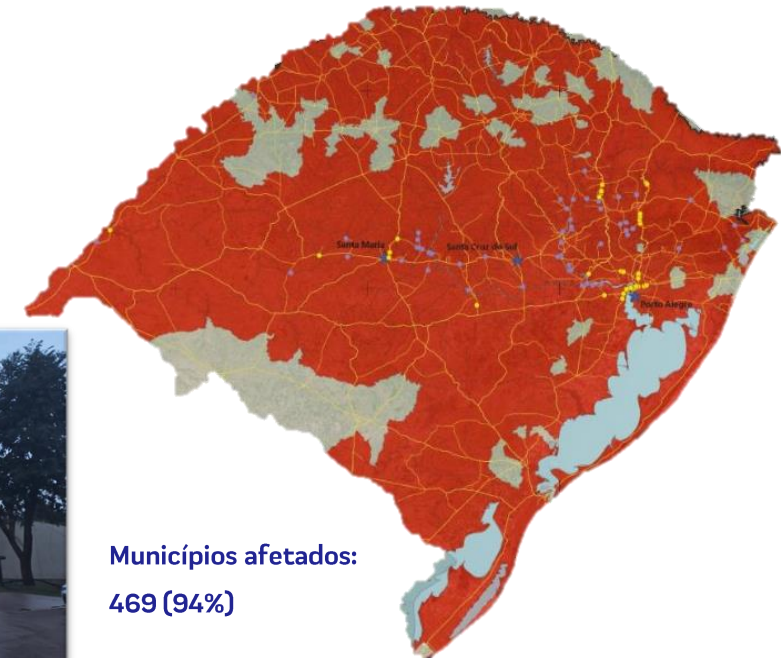
- Rotas Backbones
- Pontos de Presença – POPs
- Lojas Inundadas

Medidas tomadas para ao reestabelecimento dos serviços:

- Envio de 55 equipes técnicas O&M de Santa Catarina e 8 equipe técnicas de gerenciamento de rede aturam de forma remota
- Atuação de 45 dias da equipe técnica no reparo de redes e infraestrutura



Rede em lajeado




Municípios afetados:
469 (94%)



Loja de Encantado

unifique



FIQE3
B3 LISTED NM

unifiquê
ELEITA 5 VEZES
MELHOR
INTERNET
DO SUL DO BRASIL

vmware
CLOUD
VERIFIED

TIER
DESIGN
Unifiquê Telecomunicações
Tier 1 DC1
Expires 24 November 2022
UPTIME INSTITUTE CERTIFIED

TIER
FACILITY
Unifiquê Telecomunicações
Tier 1 DC1, Phase 1
Expires 24 September 2021
UPTIME INSTITUTE CERTIFIED

Q&A

Relações com Investidores

E-mail: ri@redeunifiquê.com.br
ri.unifiquê.com.br

unifiquê



RESULTS PRESENTACION 2024

ri.unifique.com.br

unifique

Highlights 2Q24



Payment of Interest on Equity of **BRL 25 million** in June 2024



Payment of dividends of **BLR 30 million** in June 2024



Increase in Net Income in Q2 2024 of **37.5%** vs. Q2 2023

FIQE3
B3 LISTED NM



BRL 315.5 milion

Gross Revenue

+17.2%

2023 vs 2024

BRL 41.1 milhões

Net Income

+37.5%

2023 vs 2024

BRL 122.0 milion

Recurring EBITDA

+17.8%

2023 vs 2024

1.55%

Churn de acesso

-0.45 p.p

2023 vs 2024

Other events

3rd issue of debentures amounting to 300 million. IPCA rate + 6.5%, maturing in 2031.

Corporate Rating

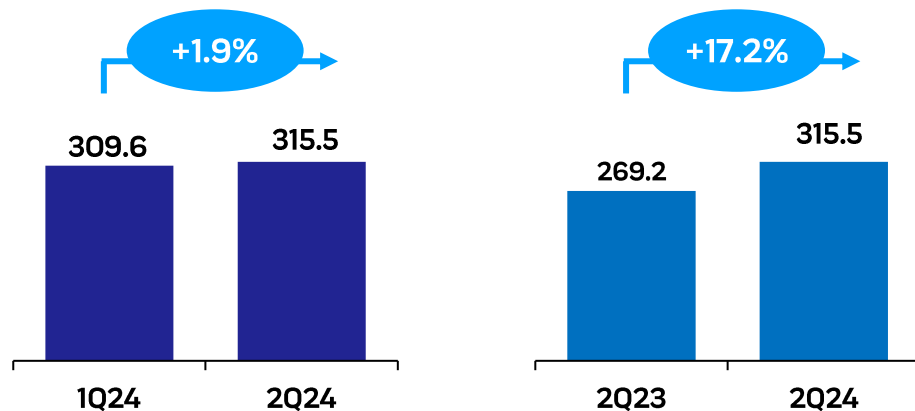
“brAA-” Perspectiva Estável

S&P Global

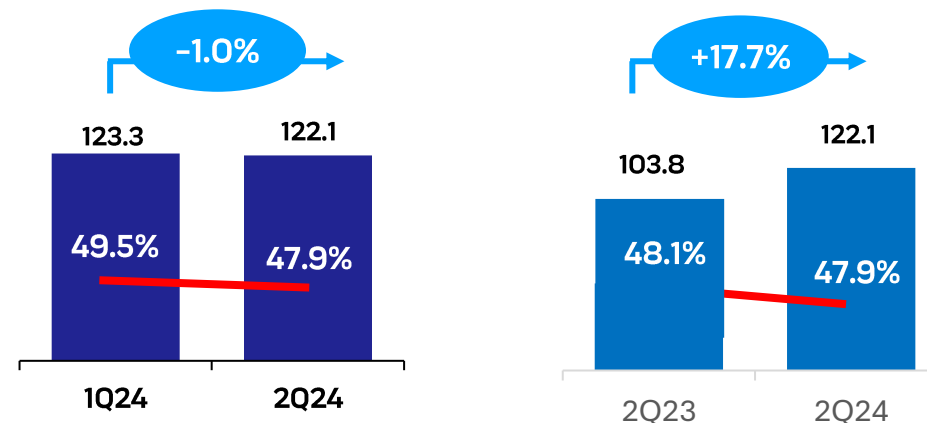
unifiqu

Financial Highlights

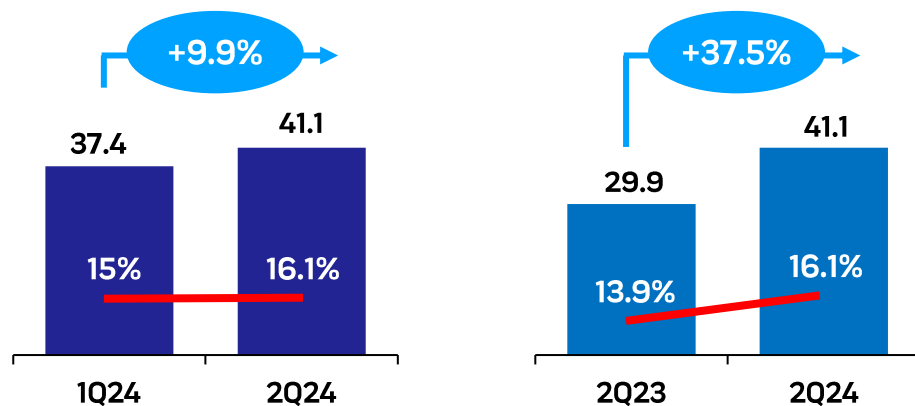
Gross Revenue (BRL million)



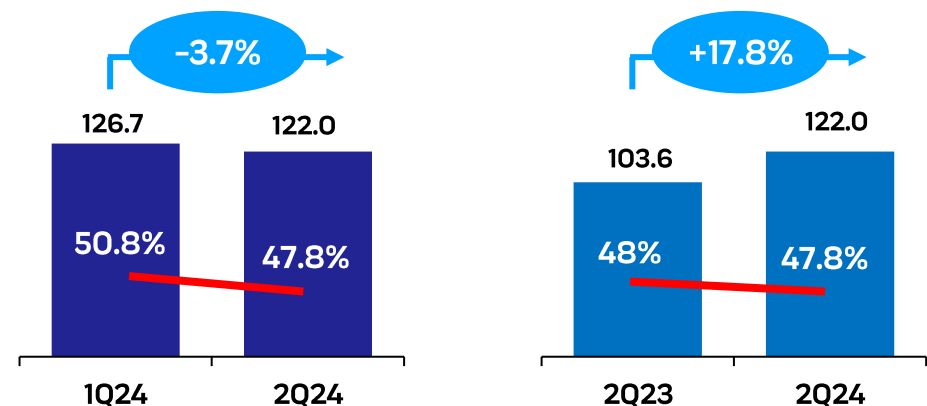
EBITDA and Margin (BRL million)



Net Income and Margin (BRL million)

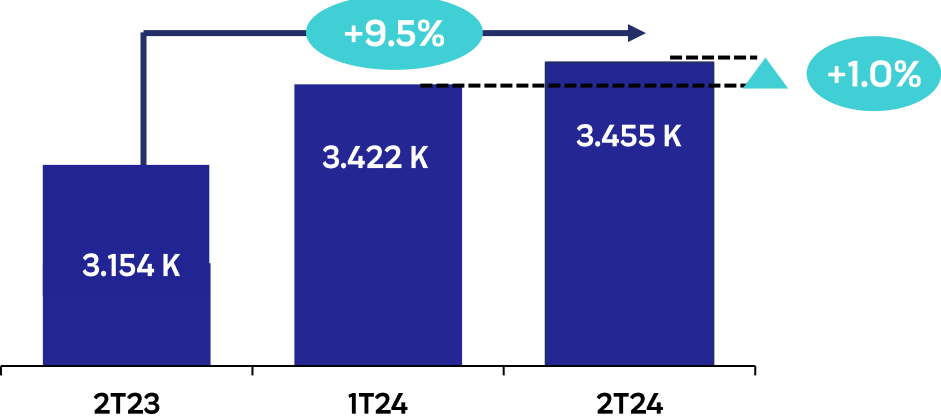


Recurring EBITDA and Margin (BRL million)

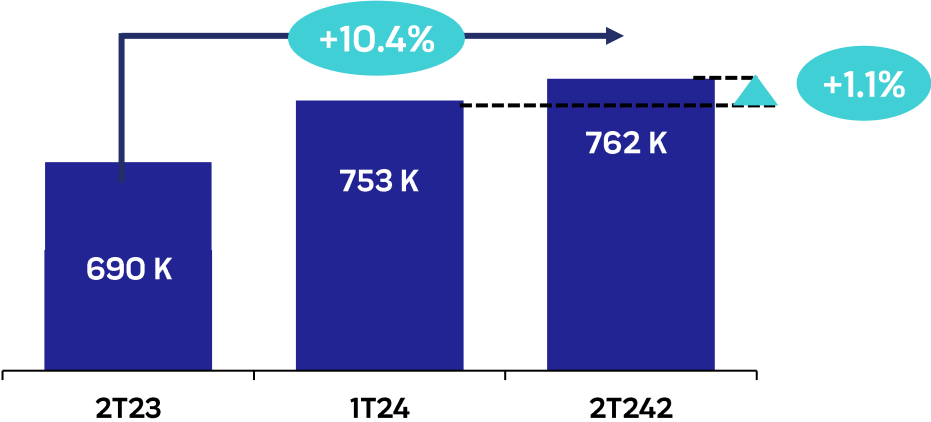


Operating Highlights

Home Passed



Home Connected



Home Passed – HP

+9.5%

2Q23 vs 2Q24

Home Connected – HC

+10.4%

2Q23 vs 2Q24

8,591 acesso

Organic additions

+52.7%

1Q24 vs 2Q24

1.55%

Access Churn

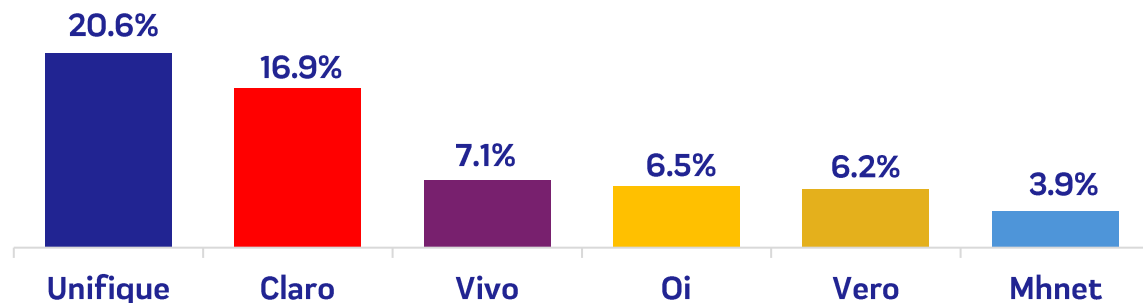
-0.45 p.p

2Q23 vs 2Q24

Market Share

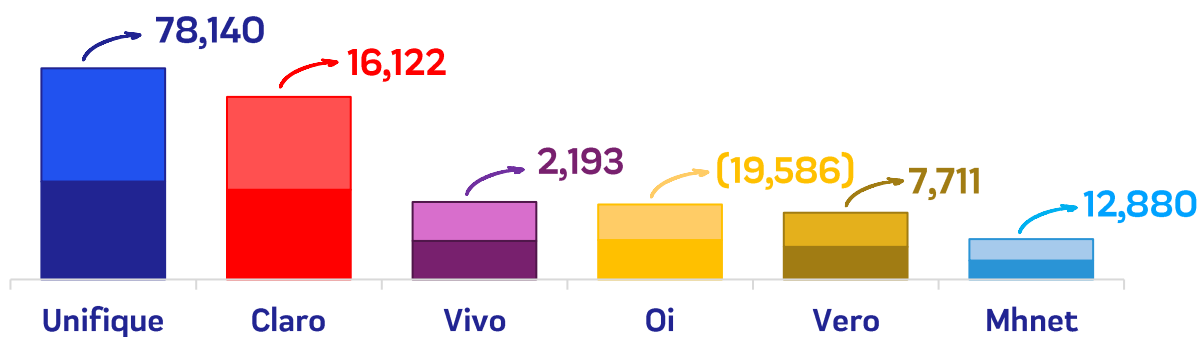
Market Share in Santa Catarina

Broadband - June 2024



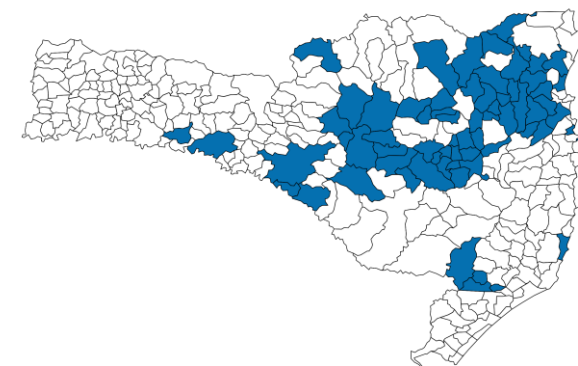
Net Additions – Broadband

June 2023 to June 2024

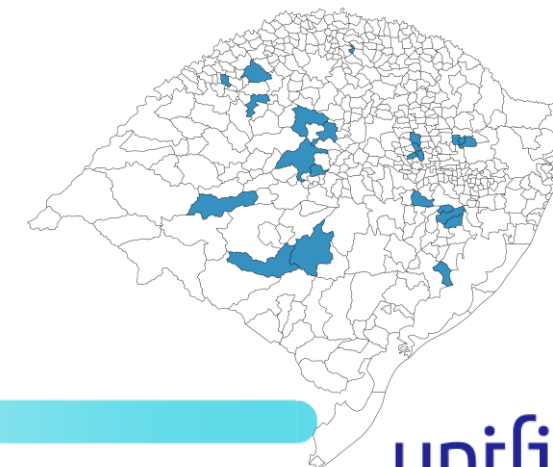


Leading Cities

Santa Catarina leads in 66 cities in Q2 2024



Rio Grande do Sul leads in 31 cities in Q2 2024



Indebtness

BRL million

DEBT, AQUISITIONS PAYABLES & L	1Q24	2Q24	Change
Loans and financial Debt	300.3	572.2	90.6%
Short Term	110.7	110.1	(0.5%)
Long Term	189.6	462.1	143.8%
Aquisition Payables	251.4	223.8	(11.0%)
Short Term	88.2	158.6	79.7%
Long Term	163.2	65.3	(60.0%)
Lease Liabilities - Network	89.9	85.1	(5.3%)
Short Term	20.9	21.5	2.7%
Long Term	68.9	63.6	(7.8%)
(+) Total Debt	641.6	881.1	37.3%
<i>Short Term</i>	<i>219.9</i>	<i>290.2</i>	<i>32.0%</i>
<i>Long Term</i>	<i>421.7</i>	<i>590.9</i>	<i>40.1%</i>
(-) Cash & Cash Equivalents	320.3	541.4	69.0%
(-) Treasure Shares in BRL million¹	33.3	30.2	-
(=) Net Debt	288.0	309.6	7.3%

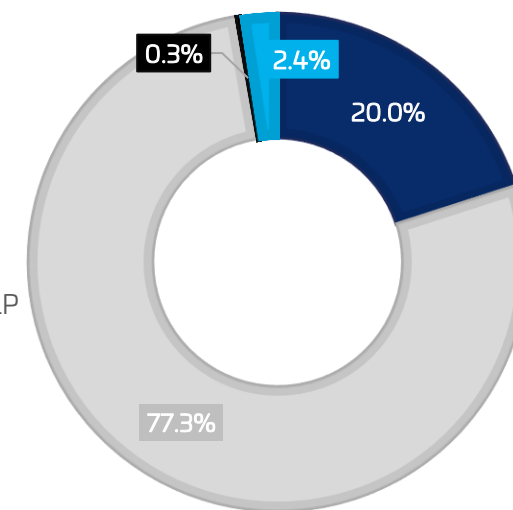
(1) Market Value

BRL million

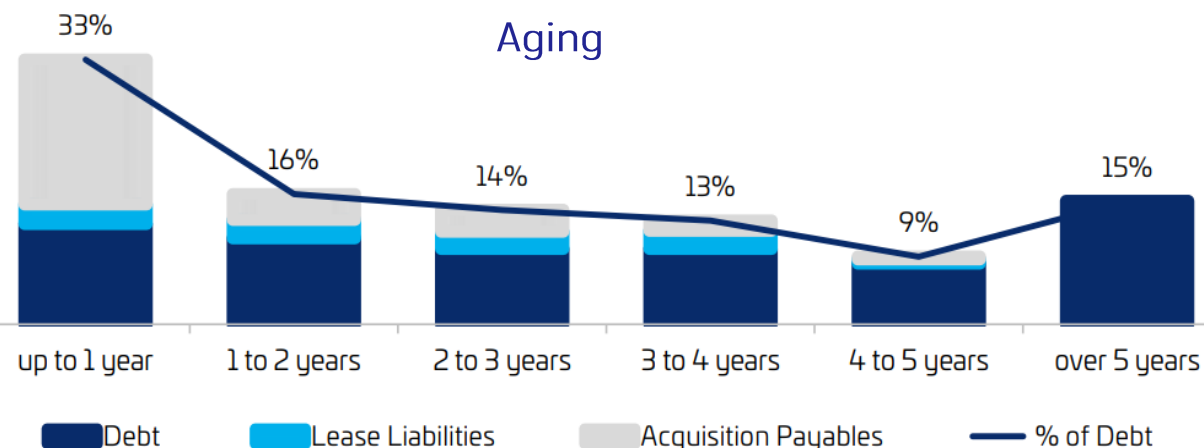
Financial Leverage	1Q24	2Q24	Change
Net Debt - including Leases	288.0	309.6	7.3%
Quarterly Annualized EBITDA	506.8	488.0	(3.7%)
Net Debt / 1Q24 Annual. EBITDA	0.57	0.63	+0,07 p.p

Debt Profile%

■ CDI ■ IPCA ■ Fixed interes ■ TJLP



Aging



5G Mobile Network Coverage with Own Infrastructure

6 Cities with coverage in SC and RS

Garuva, Guabiruba, Timbó, Tijucas, São João de Itaperiú e Taquari

BRL 1.1 million

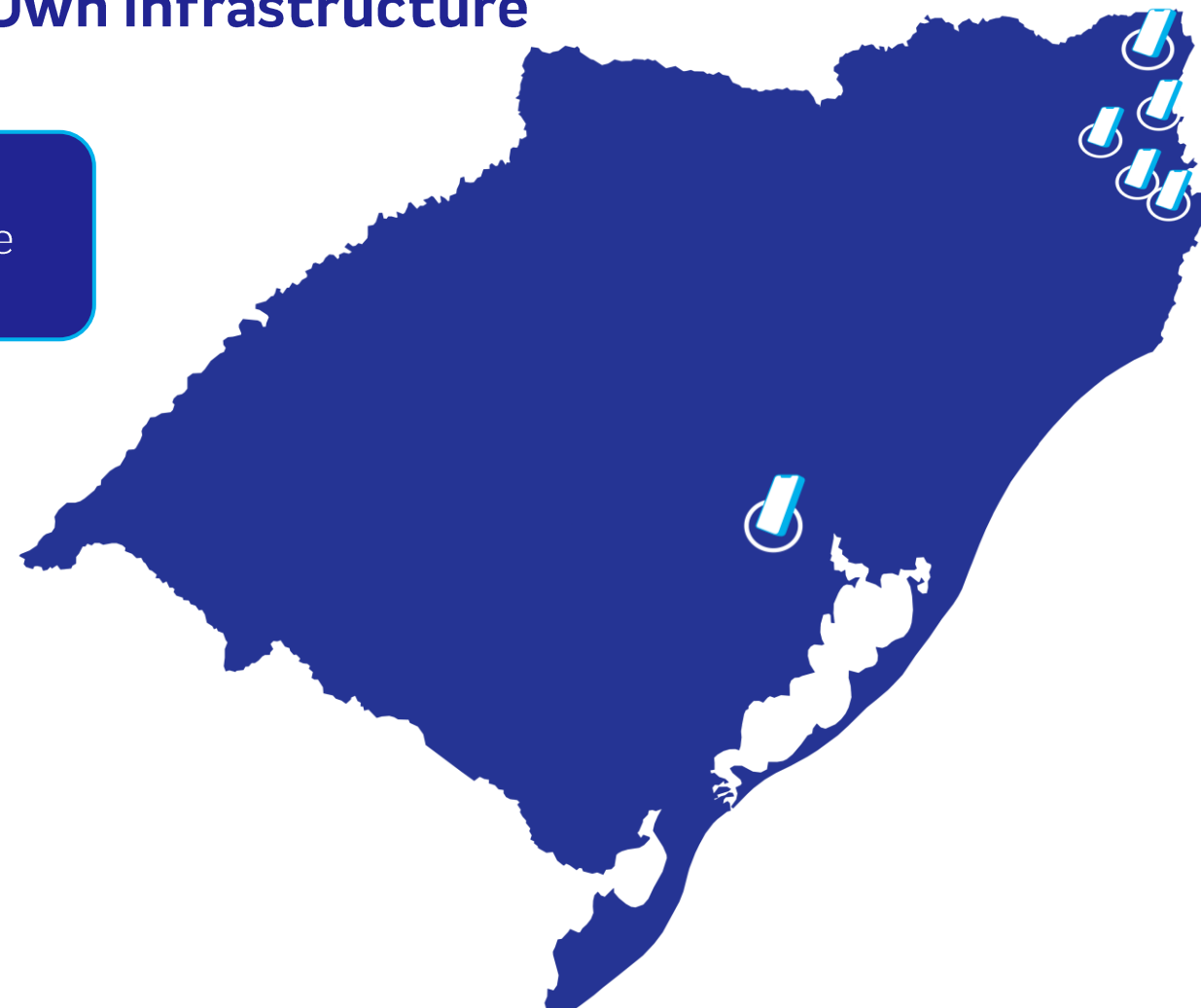
Gross Revenue from Mobile

31,642

Accesses

+149.4%

1TQ4 vs 2Q24



unifiqu

Rainfall in Rio Grande do Sul

Disconnected customers:

35,000 at the peak of the flooding

Impaired infrastructure:

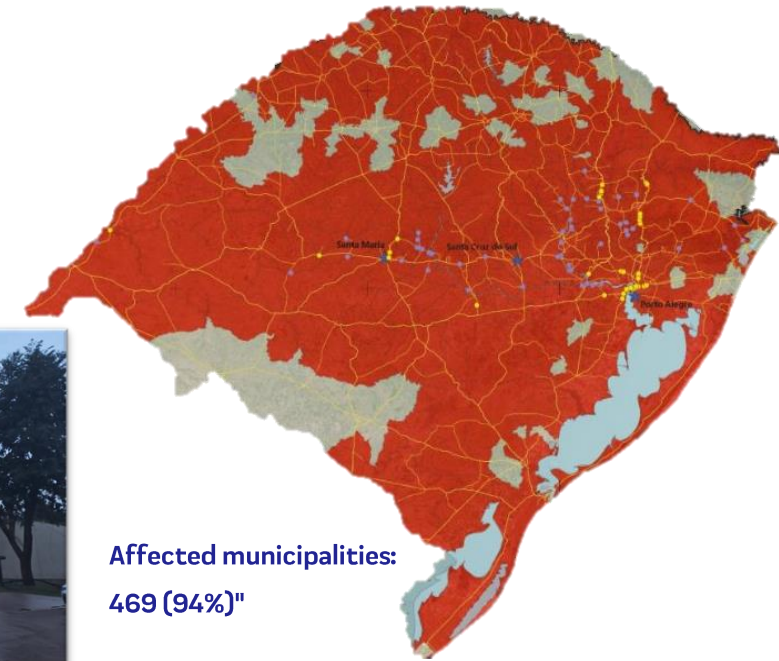
- Backbone routes
- Points of Presence (POPs)
- Flooded stores

Measures taken for the restoration of services:

- Deployment of 55 O&M technical teams from Santa Catarina and 8 network management teams working remotely
- 45 days of technical team efforts in repairing networks and infrastructure"




Internet network in Lajeado



Store in Encantado

unifique



FIQE3
B3 LISTED NM

unifiquê
ELEITA 5 VEZES
MELHOR
INTERNET
DO SUL DO BRASIL

vmware
CLOUD
VERIFIED

TIER 1
DESIGN
Unifiquê Telecomunicações
Tier 1 DCI
Expires 24 November 2022
UPTIME INSTITUTE CERTIFIED

TIER 1
FACILITY
Unifiquê Telecomunicações
Tier 1 DCI, Phase 1
24 September 2021
UPTIME INSTITUTE CERTIFIED

Q&A

Investor Relations

E-mail: ri@redeunifiquê.com.br
ri.unifiquê.com.br

unifiquê